

## HELP\_1 INDEX

- 1 MY IDEAL PRESENTATION ON iamiam
  - 1\_01 HOW TO SHOWCASE MY FINAL YEAR PROJECT ON iamiam?
  - 1\_02 FILE SIZE + FORMAT
  - 1\_03 HOW TO CREATE MY IDEAL iamiam PRESENTATION?
  - 1\_04 CREATING OF PRESENTATION AREA / IMAGES + VIDEO
  - 1\_05 CAN I DELETE OR EXCHANGE SINGLE FILES FROM MY PRESENTATION?
  - 1\_06 HOW LONG DOES IT TAKE FOR THE PRESENTATION TO BE ONLINE?
  - 1\_07 FILE FORMAT ERRORCODE "WRONG FILE-TYPE !"?
  - 1\_08 WHY ISN`T A SINGLE VIDEO BEEN PLAYED?
  - 1\_09 FOR HOW LONG IS MY PORTFOLIO SAVED/SHOWN ON iamiam?
  - 1\_10 PROOF TO CERTIFY MY EXAMEN
- 2 USERNAME + PASSWORD
- 3 PRIVACY, COPYRIGHTS + REPORT TRASH
  - 3\_01 WHAT DOES iamiam DO TO PROTECT COPYRIGHTS?
  - 3\_02 HOW CAN I REPORT COPYRIGHT VIOLATION + TRASH?

If you can't find the answer to your questions here, feel free to contact:  
[help@iamiam.org](mailto:help@iamiam.org)

### 1 MY IDEAL PRESENTATION ON iamiam

#### 1\_01 HOW TO SHOWCASE MY FINAL YEAR PROJECT ON iamiam?

Simply click “LOGIN WORKS” on top of the menu bar.

You can register for free. After your registration you will receive an e –mail with a link to activate your account. After receiving this link you can publish your work on **iamiam**.

#### 1\_02 FILE SIZE + FORMAT

You have six files/presentation area (for images or video) at your disposal. Enough space to create an exciting and meaningful presentation.

##### IMAGES:

- max. size per IMAGE: 690 width x 518 Pixel height
- max filesize per IMAGE: 500 KB
- color standard : RGB
- file format: .jpg, .gif
- resolution: 72 dpi

##### VIDEOS:

- File format for video: .flv  
If you need any help to convert your movie into flv use the following link:  
<http://www.media-convert.com/convert/>

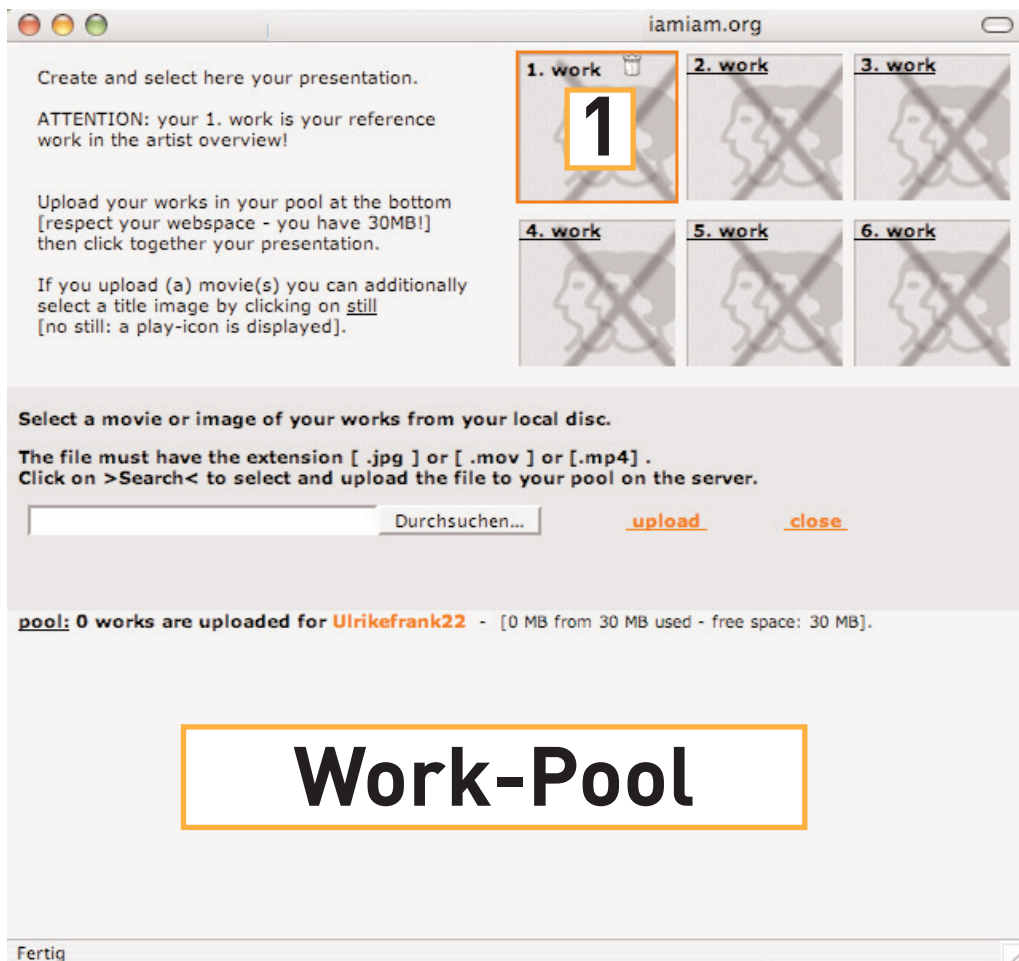
File name: more than 6 and less than 30 characters

### 1\_03 HOW TO CREATE MY IDEAL iamiam PRESENTATION?

Login, under „EDIT YOUR PROFILE“ you can upload+update your work. Under „Work-Pool“ you can load up your files. Simply upload your IMAGES/VIDEOS. Activate the first frame on the overview screen (orange frame) and select a file of your work pool by double click to be displayed.

**Attention ! Select your „1.work“ 1 carefully since this image will be displayed on the overview page as your reference.**

If you upload videos you should always add a STILL IMAGE (play button designed by you or a still images of the video), otherwise only a general play button will be displayed.



Create and select here your presentation.

ATTENTION: your 1. work is your reference work in the artist overview!

Upload your works in your pool at the bottom [respect your webspace - you have 30MB!] then click together your presentation.

If you upload (a) movie(s) you can additionally select a title image by clicking on still [no still: a play-icon is displayed].

Select a movie or image of your works from your local disc.

The file must have the extension [ .jpg ] or [ .mov ] or [ .mp4 ] .  
Click on >Search< to select and upload the file to your pool on the server.

**pool: 0 works are uploaded for Ulrikefrank22** - [0 MB from 30 MB used - free space: 30 MB].

# Work-Pool

Fertig

Overall you have **max.** 30 MB for your presentation at your disposal. Big files take longer to be uploaded.

### 1\_04 CREATING OF PRESENTATION AREA / IMAGES + VIDEO

Possibilities to creat your presentation area:



#### A\_IMAGE (portrait or landscape format)



max size per IMAGE  
690 x 518 Pixel

#### B\_PRESENTATION AREA / IMAGE ( with or without text). A number of works can be shown here.

Examples:



max size per IMAGE  
690 x 518 Pixel

#### C\_STILL-IMAGE, a designed play button or a still image of the video.

### **1\_05 CAN I DELETE OR EXCHANGE SINGLE FILES FROM MY PRESENTATION?**

Yes, simply login and delete or exchange the file under „EDIT YOUR PROFILE“. You will receive an e-mail confirming the modification.

### **1\_06 HOW LONG DOES IT TAKE FOR THE PRESENTATION TO BE ONLINE?**

The IMAGES are usually immediatly online. If you upload VIDEOS it sometimes can take up to 5-20 minutes .

You'll receive an e-mail once your files are uploaded.

### **1\_07 FILE FORMAT ERRORCODE "WRONG FILE-TYPE !"?**

You may using an unsupported file format or your file is too big. Make also sure your file name includes file extensions like .jpg, .gif, .flv .

### **1\_08 WHY ISN`T A SINGLE VIDEO BEEN PLAYED?**

All videos are being played by FLV "Flashvideo Player".

You need to have "Flashvideo Player" installed on your computer. If you double click a video, "Flashvideo Player" will ask you to be installed on your computer. Make sure you turn off your pop-up blocker otherwise you will not get the message.

If you need any help to convert your movie into flv use the following link:  
<http://www.media-convert.com/convert/>

### **1\_09 FOR HOW LONG IS MY PORTFOLIO SAVED/SHOWN ON iamiam?**

It is up to you for how long your portfolio will be displayed on **iamiam**. You can delete your files at any time.

Works, that are in breach with the TERMS + CONDITIONS will be deletet.

## 1\_10 PROOF TO CERTIFY MY EXAMEN

Everybody who wants to display their final exam and portfolio on iamiam needs to send a proof to certify their degree of a design or art school within 14 days after signing up to iamiam.

Failure of this will cause that your works will be deleted.

Accepted proofs are:

- A) Current Student ID
- B) Admission to exam
- C) Exam certification

To be send as .jpg or .pdf to: [registration@iamiam.org](mailto:registration@iamiam.org)

## 2 USERNAME + PASSWORD

- Username: min. 6, max: 50 characters
- Password: min. 5 , max. 40 characters
- First-Name: min. 2, max. 50 characters
- Last-Name: min. 2, max. 50 characters

## 3 PRIVACY, COPYRIGHTS + REPORT TRASH

### 3\_01 WHAT DOES iamiam DO TO PROTECT COPYRIGHTS?

All works on **iamiam** are being displayed by members only.

Members of **iamiam** agree to the TERMS + CONDITIONS of **iamiam** and are obliged to be holding all copyrights at the moment of publishing.

iamiam takes copyright violations very seriously and asked anybody in case of suspicion of copyright violations to contact **iamiam** immediatly.

In case of copyright violations **iamiam** will immediatly delete the files and terminate membership.

### 3\_02 HOW CAN I REPORT COPYRIGHT VIOLATION + TRASH?

If you think that a member is displaying you work without your consent or is violating the TERMS + CONDITIONS of **iamiam**, please fill out the „REPORT TRASH“ form.